



**MITSUBISHI  
MOTORS**

Drive your Ambition

# ALL-NEW TRITON









# GOALS REMAIN DREAMS UNTIL YOU TAKE ACTION

Trailblazing the way forward with its new, bold Dynamic Shield design, the all-new Mitsubishi Triton stands as a call to those who are driven by action.

This is a truck made to fulfil adventurous spirits, to handle any challenge safely under any condition, with advanced comforts to go the distance.

The all-new Mitsubishi Triton is ready for all action.

The question is, are you?





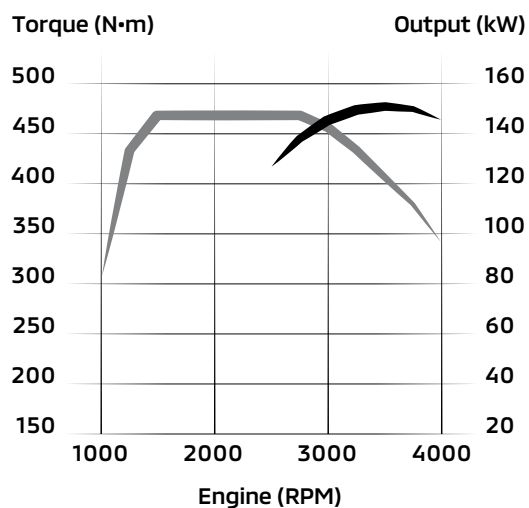
# TO EXTRAORDINARY AND BEYOND

The new, advanced, Hyperpower Engine.



With its combination of brains and brawn, the all-new Mitsubishi Triton doesn't just transport you; it powers you to extraordinary and beyond.

This is a truck that redefines the very essence of exploration, proving once and for all that the path less travelled is indeed the path worth taking.







- **HYPERPOWER ENGINE\***
- **2.4L TWO-STAGE TURBO\***
- **470NM OF TORQUE\***
- **NEW CLEAN DIESEL TECHNOLOGY**



# MOTORSPORTS-DERIVED HANDLING

Navigate with absolute control at your fingertips.





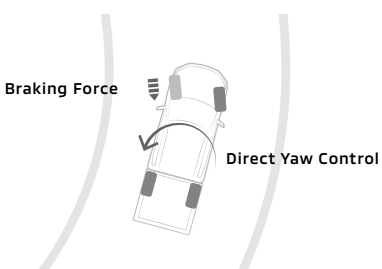


## SUPER SELECT 4WD-II\*

MITSUBISHI MOTORS' one and only Super Select 4WD-II system provides exceptional all-terrain performance with its four selectable modes, including 4H (full-time 4WD) that delivers great stability even on wet surfaces, and outstanding cornering performance even on dry pavement.

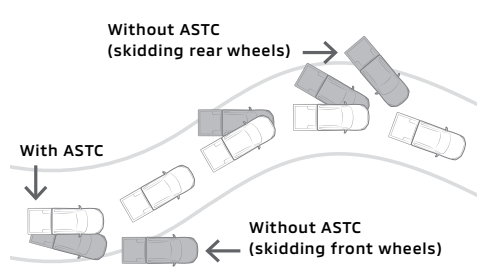
<p><b>2H</b> 2WD</p>	<p><b>4H</b> Full-time 4WD</p>
<p><b>4HLc</b> Centre Diff Locked 4WD</p>	<p><b>4LLc</b> Low Gear Centre Diff Locked 4WD</p>

## 7 DRIVE MODES



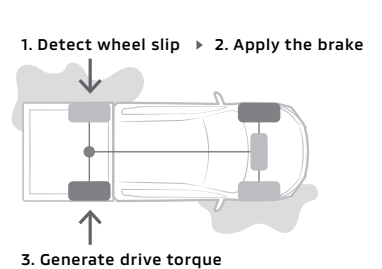
### Active Yaw Control [AYC]\*

The AYC system helps you precisely handle slippery roads with gravel and snow, turning the car just as you want – an exciting driving experience for those who enjoy sporty or off-road driving.



### Active Stability and Traction Control [ASTC]

ASTC applies brake force whilst cornering to maintain vehicle stability and optimise traction to prevent torque loss. The system adjusts engine output and applies brake force to spinning wheels as needed.



### Active Limited Slip Differential (Brake Control Type)

Helps prevent wheel spin on slippery roads by applying brake force to spinning wheels, ensuring better control and road grip.



# JUST ADD VENTURES

For business, leisure and everything in between.







Double CAB

## ENLARGED CARGO BED

Easily carry all your essentials, including an Euro Pallet, with the versatile cargo bed. It's designed to handle everything you need, and more.



## NEW MEGAFRAME CHASSIS

Mitsubishi's chassis frames are rigorously tested and proven in the harshest terrains. Built with high-tensile materials, it is designed to withstand the toughest terrain and ensure reliable performance in any condition. This rigid frame is the foundation upon which the all-new Triton's outstanding on/off-road performance and ride comfort is engineered.

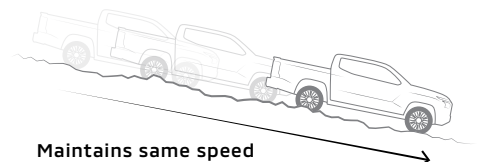


## 3500KG TOWING CAPACITY

The all-new Triton now has a towing capacity of up to 3500kg. This is further enhanced with Trailer Stability Assist, which helps prevent 'trailer swing' by controlling individual wheel slip to settle the trailer when it detects the trailer starting to oscillate at speed.

## HILL DESCENT CONTROL [HDC]\*\*

HDC applies brakes and maintains speed when travelling downhill, for safer steering without manual brake application. The system activates at 2-20 km/h in automatic, and in 1st gear at 3-20 km/h in manual vehicles.





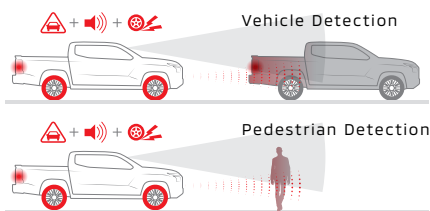


# COMMAND & CONQUER

Power to go anywhere.  
Advancements to go the distance.

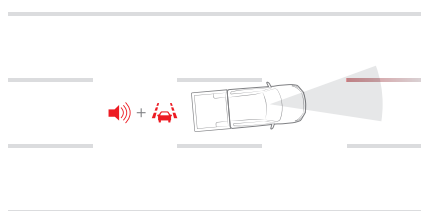
## MITSUBISHI MOTORS SAFETY SENSING [MMSS]

The all-new Mitsubishi Triton features a comprehensive suite of safety systems, instilling every journey with peace of mind.



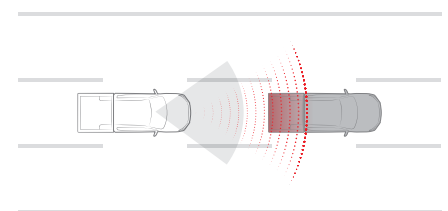
### Forward Collision Mitigation system [FCM]\*\*

FCM can help detect vehicles and pedestrians and alert the driver with audio and visual warnings, as well as apply the brakes to avoid or reduce potential collisions.



### Lane Departure Warning [LDW]\*\*

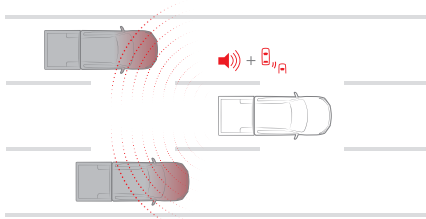
LDW warns the driver with visual and audible alerts when the vehicle unintentionally crosses lane markings at speeds over 65km/h, using a windshield-mounted camera.



### Adaptive Cruise Control [ACC]\*

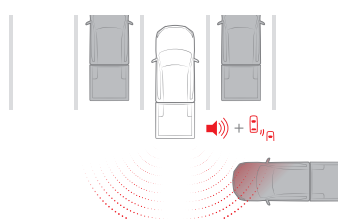
ACC uses advanced radar and camera technology to judge the distance to the vehicle ahead and automatically adjusts the Triton's speed to maintain the set driving distance.





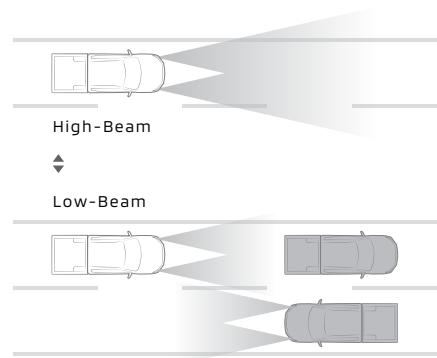
**Blind Spot Warning [BSW] with Lane Change Assist [LCA]\*\***

Rear bumper radar sensors detect vehicles in blind spots on both sides. If a vehicle is detected whilst the turn signal is on, an indicator blinks in the corresponding side mirror and a buzzer sounds.



**Rear Cross Traffic Alert [RCTA]\*\***

When reversing, if radar sensors detect a moving vehicle, the system warns through visual, audible, and side mirror alerts, helping to enhance safety and prevent potential collisions.



**Automatic High-Beam [AHB]\*\***

Automatically switches headlights between low and high beam based on the presence of a vehicle ahead for safer and more comfortable night-time driving.

Note: The radar wave graphics are for illustrative purposes only and do not represent the actual sensor application. Drivers are fully responsible for their own safe driving. Please drive safely and do not rely solely on these systems whilst driving. Some equipment may vary by market. Please consult your local MITSUBISHI MOTORS dealer/distributor for details.





Touch Screen Entertainment System  
with Apple Car Play & Android Auto Ready



## SUV-INSPIRED INTERIOR COMFORTS

The all-new Mitsubishi Triton brings together the renowned robustness of a Mitsubishi truck, with the refinements of a premium SUV. This new generation interior is designed with sophisticated aesthetics and tactile quality, with high levels of convenience and utility as well.





# THE ULTIMATE GETAWAY TRUCK

Go anywhere. Do anything.  
Bring everyone.

Triton Athlete interior showcased in image above.



Versatile storage compartments



Wireless charging dock\*



7 Airbags\*\*

First Dual-Cab Pickup Truck  
to achieve



**ANCAP**  
SAFETY

TESTED  
2024





## TECHNICAL SPECIFICATIONS

Model / Variant			A/T Athlete	A/T Premium	A/T GL	M/T GL
<b>Engine &amp; Transmission</b>						
Engine Type			2.4L 4N16 MIVEC Two-Stage Turbo Diesel (Euro 5)		2.4L 4N16 Turbo Diesel (Euro 4)	
Displacement		cc	2,442			
Max. Output (EEC-Net)		kW(PS)/rpm	150 (204) / 3,500		135 (184) / 3,500	
Max. Torque (EEC-Net)		Nm /rpm	470 / 2,500		430 / 2,500	
Transmission			6-speed Automatic			6-speed Manual
<b>Chassis &amp; Suspension</b>						
Suspension		Front	Double Wishbone With Coil Springs & Stabilizer Bar			
		Rear	Elliptic Leaf Spring			
Brake		Front	Ventilated Disc			
		Rear	Leading & Trailing Drum			
Drivetrain System		Type	Super Select II 4WD	Easy Select 4WD		
		Off-Road Mode	With 7 Drive Modes (Normal, Eco, Gravel, Sand, Mud, Snow, Rock)	Without		
Steering			Rack & Pinion with Electric Power Steering	Rack & Pinion With Hydraulic Power Steering		
Tyres (All-season tyre)			265/60 R18		245/70 R16	
Rims			18" Gloss Black Alloy	18" Silver Alloy	16" Silver Alloy	
<b>Dimensions</b>						
Overall		Length	mm	5,360	5,320	
		Width	mm	1,930	1,865	
		Height	mm	1,815	1,795	
Wheelbase			mm	3,130		
Track		Front	mm	1,570		
		Rear	mm	1,565		
Deck		Length	mm	1,555		
		Width	mm	1,545		
		Height	mm	525		
Fuel Tank Capacity			litre	75		

## STANDARD EQUIPMENT

Model / Variant			A/T Athlete	A/T Premium	A/T GL	M/T GL
<b>Exterior Features</b>						
Headlamps		Type	LED With Auto Light		Halogen With Auto Light	
		Daytime Running Lights (DRL)	With (LED)		-	
		Levelling Device	With (Manual)			
Fog Lamps		Front	LED		-	
		Rear	LED			
Front Dynamic Shield Design			Metallic Black	Chrome	Body Colored	
Rear Step Bumper			With			
Door Mirrors			Gloss Black, Power Adjustable & Fold with Integrated Turn Indicators	Chrome, Power Adjustable & Fold with Integrated Turn Indicators	Power Adjustable	
Door Handles		Outer & Tailgate	Black	Chrome	Black	
Side Steps			With (Dark Titanium Accent)	With (Silver Accent)	With (Black)	
Tailgate		Handle	With Lock			
		Spoiler	With	-		
Variable Intermittent Wiper			With Rain Sensing			
<b>Interior Features</b>						
Push Start Ignition			With		-	
Meter Panel		Type	High-contrast		Back-Lit	
		Multi-Information Display (MID)	With (Color)			
Rear View mirror			With			
Audio System		Type	Touch Screen, MP3, USB, Bluetooth, Voice Command System with Apple Car Play & Android Auto Ready		MP3, USB, Bluetooth, Microphone	
		Speakers	6		4	
USB Power Socket			x1 USB Type-A & x1 Type-C [Front], x1 USB Type-A & x1 Type-C [Rear]		x1 USB Type-A [Front], x1 USB Type-A & x1 Type-C [Rear]	
Smart Phone Wireless Charger			With			
Air Conditioning		Front	Digital Dual Zone Auto		Manual	
		Rear (Air Circulator)	With			
Steering Wheel		Type	3-spoke Leather-wrapped & Orange Stitch with Audio Controls & Steering Vibration	3-spoke Leather-wrapped with Audio Controls & Steering Vibration	3-spoke Urethane	
		Adjustment	Tilt & Telescopic			Tilt
Cruise Control			Adaptive Cruise Control	With	-	
Power Windows			With (Auto Up/Down with Anti-Pinch)			
Door Lock			Auto (With Speed Sensing)		Center Lock System	
Seats		Material	Suede Knit (With Quilting) & Leatherette (Orange)	Leather With Stitching	Fabric With Stitch	
		Front Adjustments	Power Adjustable (Driver) Manual (Passenger)		Manual (Driver & Passenger)	
		Front	With Centre Arm-rest			
		Rear	With Centre Arm-rest & Cup Holder			
Gear Knob Lever		Material	With (Leatherette With Stitch)		Urethane	
Floor Mat		Rubber Type Needle Punch	With			



## SAFETY

Model / Variant	A/T Athlete	A/T Premium	A/T GL	M/T GL
<b>Mitsubishi Advanced Safety</b>				
Forward Collision Mitigation System (FCM)	Warning Function	With		-
	Braking Function	With		-
Adaptive Cruise Control (ACC)	With		-	
Blind Spot Warning (BSW)		With		-
Lane Departure Warning		With		-
Lane Change Alert (LCA)		With		-
Rear Cross Traffic Alert (RCTA)		With		-
Auto High Beam (AHB)		With		-
<b>Active</b>				
Emergency Stop Signal system (ESS)			With	
Brake override system			With	
Active Limited Slip Differential (Brake Control)			With	
Anti-Lock Braking System (ABS)			With	
Electronic Brake-force Distribution (EBD)			With	
Brake Assist (BA)			With	
Active Stability Control (ASC)			With	
Active Yaw Control (AYC)	With		-	
Hill-Start Assist (HSA)			With	
Hill Descent Control (HDC)		With		-
Trailer Stability Assist (TSA)			With	
Seatbelt Reminder			Driver & Passenger	
Reverse Camera		With		-
Parking Sensor		With (Front & Rear)		With
Front Driving Video Recorder (DVR)		With		-
High Mount Stop Lamp			With (LED)	
Tire Pressure Monitoring System	With		-	
ISOFIX			with Rear Tether (x2)	
Child Lock Protection			With	
<b>Passive</b>				
SRS Airbags	7 (Dual-front, Side, Curtain & Driver's Knee)		3 (Dual-front & Driver's Knee)	
RISE Body	With Extra Rigid Frame			
Side Impact Door Beams	With			
Seatbelts	Front	3-point ELR with Double Pretensioner (Driver) & Force Limiter		
	Rear	3-Point ELR (x3)		
Collapsible Steering Column	With			
Collapsible Brake Pedal	With			
<b>Security</b>				
Alarm System	With			
Immobiliser	With			
<b>Accessory</b>				
Floor Mat	Rubber Type Needle Punch		With	

Note:

1. The items in the "Accessory" category are MITSUBISHI MOTORS Genuine Accessories fitted at factory.
2. These accessories are not covered by the vehicle warranty and are subject to the conditions of the accessory warranty.
3. For warranty conditions regarding these accessories, please contact an authorized MITSUBISHI MOTORS dealer.

## VARIATIONS



**ATHLETE** [ 4WD ] 6AT



**PREMIUM** [ 4WD ] 6AT



**GL** [ 4WD ] 6MT / 6AT

## BODY COLOURS



Yamabuki Orange



Jet Black Mica



White Diamond



Graphite Gray



Solid White



Blade Silver

	Athlete	Premium	AT GL / MT GL
Yamabuki Orange	●		
Jet Black Mica	●		
White Diamond	●	●	
Graphite Gray		●	
Solid White			●
Blade Silver			●





# MITSUBISHI MOTORS

Official Distributor:

**Mitsubishi Motors Malaysia Sdn Bhd**

200501002982 (680028-M)

Level 6, Building A, Dataran PHB, Saujana Resort,  
Seksyen U2, 40150 Shah Alam, Selangor.

  [MitsubishiMotorsMalaysia](https://www.facebook.com/MitsubishiMotorsMalaysia)



[www.mitsubishi-motors.com.my](http://www.mitsubishi-motors.com.my)

**5** YEARS  
WARRANTY  
or **200,000KM**

1. Mitsubishi Motors Malaysia reserves the right to alter any details of specifications and equipment without prior notice.
2. Vehicle and specifications may vary from models available locally. Vehicle body and accessory colours may differ slightly from illustrations.
3. Some accessories upgrades are by Mitsubishi Motors Malaysia authorized dealers.

\*For Athlete variant only. \*\*For Athlete & Premium variants only.